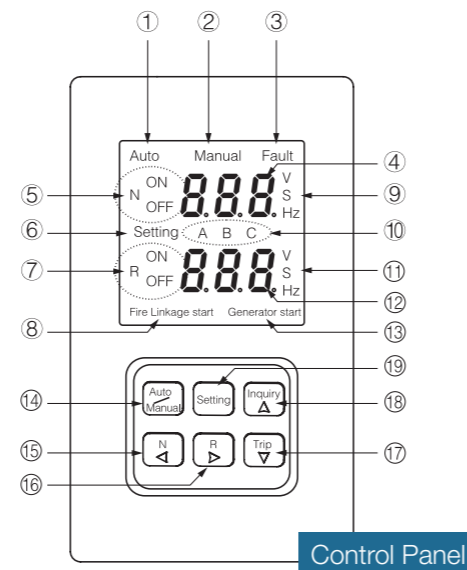


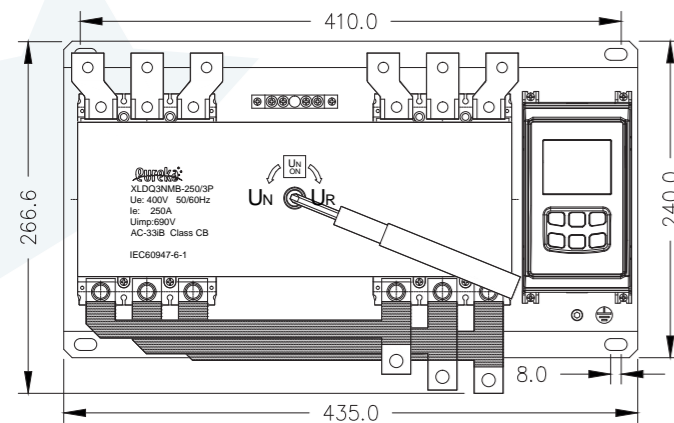
Control panel functions

1. Auto mode indication
2. Manual mode indication
3. Fault indication. When the ATS is in fault mode due to short circuit or overload operation of MCCB's
4. Main voltage display. Indicates mains power voltage parameters and switching delay time
5. Mains power circuit breaker ON/OFF indication
6. Setting status indication
7. Generator power circuit breaker ON/OFF indication
8. Fire linkage function start indication
9. Main power voltage, time and frequency
10. Phase indication R,W,B
11. Generator voltage, time and frequency
12. Generator power voltage parameter display and switching delay time
13. Generator start signal indication
14. Automatic / Manual conversion mode selection button. When in the normal state, it is used as automatic, manual conversion mode selection; when in the setting state, it has savings and exiting functions
15. Main power transfer button. In manual control mode, if the power is normal, pressing the switch can make the switch be forced to transfer to the mains power in the setting state, this button is for increasing setting parameters
16. Reserved power transfer button. In manual control mode, if the reserved power is normal, pressing this button can make the switch be forced to transfer to generator power

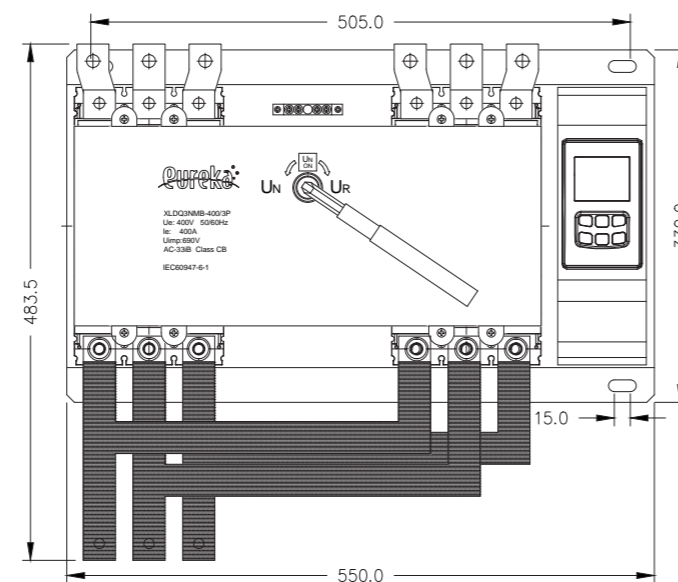
17. Trip button. Under manual control mode, operation of this button will turn the switch to the off position
18. Fault query button. When a fault occurs, the fault indicator is on. Pressing the button can check detailed fault codes. In the setting state this button is for plus parameters setting
19. Setting button. Pressing this button changes parameters of the controller



EUR-ATS 100/160/250



EUR-ATS 400/630



Please contact your distributor for pricing details and stock.


Tobin Electrical Components
 2C Brunner Road, Chullora NSW 2190
 Phone 1300 TOBINS, (02) 8713 5200
 Email sales@tobins.com.au
www.tobins.com.au

TOBIN
 ELECTRICAL COMPONENTS

eureka

eureka

AUTOMATIC TRANSFER SWITCHES



Power Transfer Switching You Can Rely On



EUREKA SERIES OF AUTOMATIC TRANSFER SWITCHES

The Eureka Automatic transfer switch is a solid, robust unit, with integral functions to enable safe and reliable switching of power supplies in the critical moments of mains power loss.

At the time of loss of the mains power supply, the unit will operate to IEC60974-6-1 international standards.


With a reliable mechanical interlock device which operates between both the mains and back up power supplies, this avoids the possibility of two MCCB's closing at the same time.

The Eureka ATS includes built in phase fail protection and the ability to operate in fire mode. This unit has all of the features required by a back up supply switching unit.

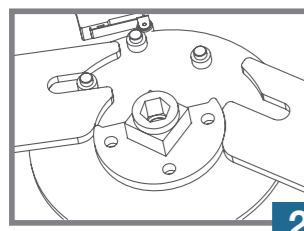
Overload protection, over and under voltage and short circuit protection are all included in the logic of each ATS unit.

Features include

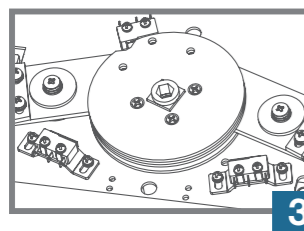
- Units range from 40A to 800A in 3 pole / 3 pole across 3 different frame sizes .
- Incorporates electronic circuit breakers from the LS Susol range
- All units are available from 50-85kA short circuit capacity (Icu)
- Phase fail protection
- Able to operate in both Automatic and Manual mode
- Controller display can be remotely mounted
- Can be connected via RS485 to a BMS unit
- Unit can be connected to the fire indication panel
- Comes complete with load side commoning bars and spreader tags for larger incoming cable connection
- Mechanical operation x 10,000 times
- All units come with a detailed operation and instruction manual and are tested and commissioned




1 The design of the MCCB toggle operation mechanism allows for correct and smooth position switching in the on, off & trip status.



2 The optimised cam transmission mechanism design ensures the reliability of the mechanical interlock and at the same time helps to extend the mechanical life to over 10,000 operations.



3 Aided by micro switch position detection, the ATS switching position operates to the accuracy required.

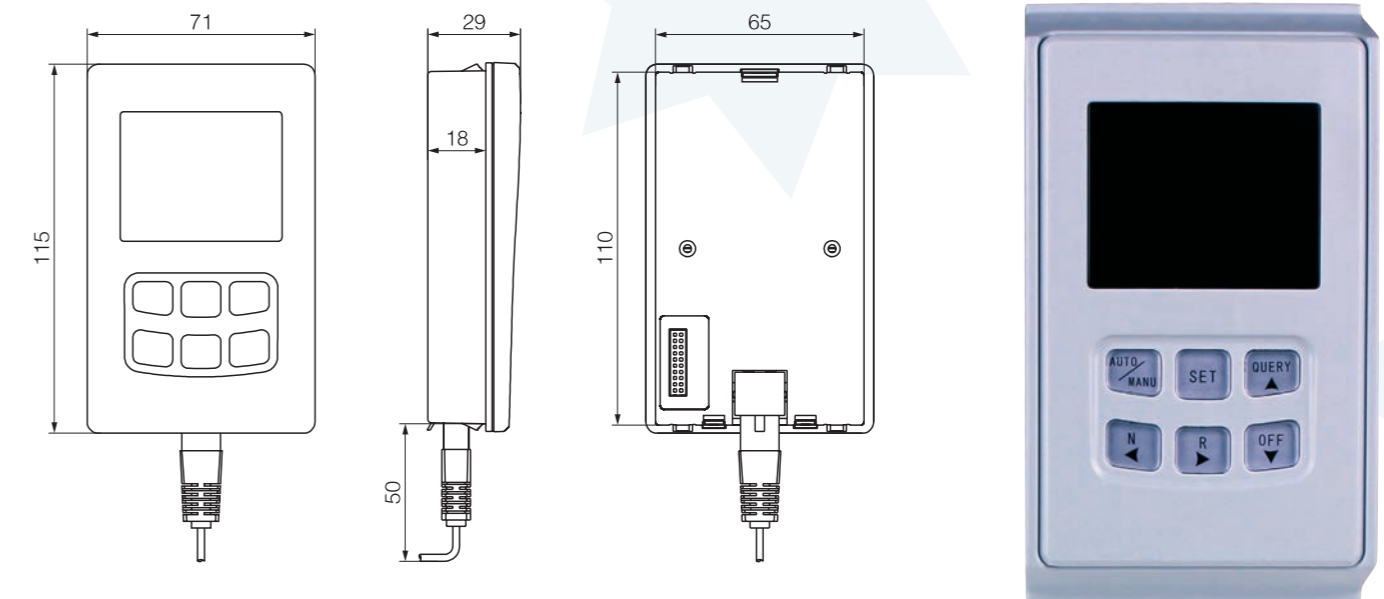


Product range

Part no.	Description
EUR-ATS 100A 3P-3P	ATS 2 x 40-100A electronic MCCB, 3 pole / 3 pole 50kA with logic controller
EUR-ATS 160A 3P-3P	ATS 2 x 64-160A electronic MCCB, 3 pole / 3 pole 50kA with logic controller
EUR-ATS 250A 3P-3P	ATS 2 x 100-250A electronic MCCB, 3 pole / 3 pole 50kA with logic controller
EUR-ATS 400A 3P-3P	ATS 2 x 160-400A electronic MCCB, 3 pole / 3 pole 50kA with logic controller
EUR-ATS 630A 3P-3P	ATS 2 x 252-630A electronic MCCB, 3 pole / 3 pole 50kA with logic controller
EUR-ATS 800A 3P-3P	ATS 2 x 320-800A electronic MCCB, 3 pole / 3 pole 50kA with logic controller

* Please enquire for enclosed units

Controller mounting details:



Terminal wiring:

